

- Monitors bulk materials in the building materials industry or mining
- Self-adjusting and extremely easy to install
- High-quality components ensure reliability and long service life
- Detects ferrous and non-ferrous metals, iron oxide and ore are ignored
- Probe and amplifier are immune to vibration and resistant to weather, dirt and stone chips
- Particularly robust and easy to clean



- Good sensitivity (M10 nuts) at belt speed of 0.3 - 6 m/s
- Very simple operation
- Can be used close to frequency converters, only 2 m minimum distance between probe and motors or magnets
- Monitoring and display of internal parameters
- Optional: Realization as tandem for higher debris heights
- Optional: complete suppression of magnetite Fe₃O₄



Metalldetektor QLC als Einzelsonde unter dem Förderband montiert.

Scope of Delivery:

- Detection unit
- Control unit, sheet steel housing, prepared for wall mounting

Versions:

The QLC is a single probe version of the metal detector that can be easily mounted under the conveyor belt. For better protection, use the QLCTA version with tandem probe: it monitors your goods from above and below the conveyor belt.

Application:

Protection against harmful metal parts such as tools or machine parts in the material.



Function:

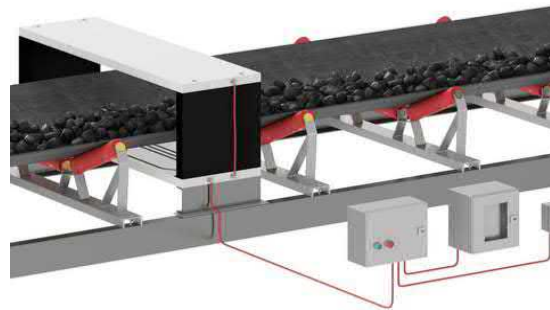
The QLC and QLCTA metal detectors offer good metal sensitivity for monitoring bulk materials in the mining and construction industry.

They are extremely durable, insensitive to vibrations and resistant to weather, dirt or stone chips. They are easy to install, handle and maintain.

Both are available for belt widths from 500 mm to 2,000 mm with the same detection width (4 inch - 6.6 feet).

At a belt speed of 0.3 - 6.0 m/s, they can easily detect metal parts about the size of M10 nuts and larger.

For higher sensitivity (M6 nuts) at a belt speed of max. 4.0 m/s we recommend the metal detectors SQ and SQTA.



QLCTA Tandemsonde über und unter dem Förderband.

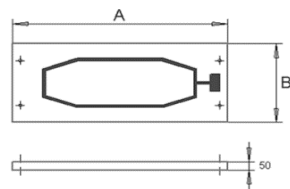
Industries:

- Stone and earth processing
- Coal-fired power plants
- Concrete or lime works
- Quarries
- Clinker and brickworks
- Sand or gravel pits
- Cement factories
- Slag preparation
- Recycling of building materials

Specifications:

For QLC and QLCTA	
Input Signal	Sensor and coaxial cable
Output Signals	Metal alarm relay with 2 potential-free changeover contacts, switching capacity 230V/6A
Metal Detection	Iron, non-ferrous (e.g. aluminium or copper), largely ignores ores Optional: complete blanking of magnetite Fe3O4
Belt widths	500 – 2000 mm
Belt speed	0.3 – 6.0 m/s
Protection Type	IP 55
Ambience	-20° C up to +55° C
Product Temperature	----
Power Supply	230V 15 Hz +/- 15%, typ. consumption 15 VA
Controller	Sheet steel housing, prepared for wall mounting, 9 kg
Sensitivity	from steel nuts M10
Types	Mono (QLC) for lower debris heights, tandem (QLCTA) for higher debris heights

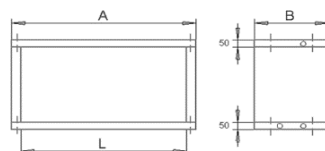
One-probe system QLC:



Nominal size	A (mm)	B (mm)	Belt width (mm)	Weight (kg)
500	700	400	500	18
650	850	400	650	24
800	1.000	400	800	28
1200	1500	500	1200	52
1400	1700	500	1400	60
1600	1900	500	1600	96
1800	2100	650	1800	130
2000	2300	650	2000	142

Other sizes on request.

Tandem-probe system QLCTA:



Nominal size	A (mm)	B (mm)	L (mm)	Belt width (mm)	Width (kg)
500	700	400	600	500	48
650	850	400	750	650	60
800	1.000	400	900	800	68
1000	1.250	500	1150	1000	108
1200	1500	500	1150	1200	131
1400	1700	500	1400	1400	147
1600	1900	500	1600	1600	227
1800	2100	650	1780	1800	295
2000	2300	650	2180	2000	319